




## Touch Lamp

### OPERATION AND SAFETY INSTRUCTIONS

Simply touch the base of the lamp to turn on and off. Easy to use anywhere around the home

No assembly required



-  Please read before use
-  This lamp is for indoor use only
-  Do not use if the power cord is damaged – consult an electrician or contact manufacturer for a replacement

#### Unpacking your lamp

Remove all outer and inner packaging, especially around the globe before use

- 1** Remove the lamp from the packaging, and discard all plastic wrapping
- 2** Carefully remove the plastic wrapping that is inside the lamp, protecting the globe.
- 3** Plug into mains power and switch on at the power point.

#### Replacing the bulb

- 1** Unplug the lamp and let it cool down for at least 10 minutes or until the bulb is cool to touch.
- 2** Unscrew the bulb and replace with a new bulb of maximum 60W.

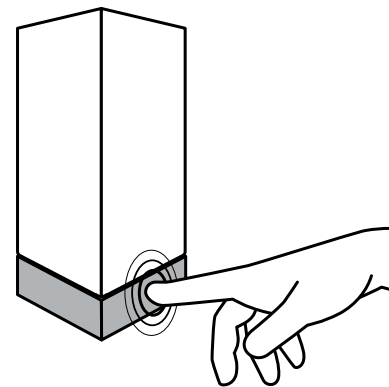
#### Cleaning the lamp

Unplug the lamp and let it cool down for at least 10 minutes before cleaning.



Place the lamp on a flat, clean surface and gently wipe with a dry or slightly damp cloth.

#### To operate

- ON** Touch the metal base ONCE to turn on
- OFF** Touch the metal base again to turn off



#### Specifications

CODE	TL-SQ
LAMP	E27 Energy Saving Lamp - Soft Start
COLOUR	Warm White
	220-240V - 50Hz
VOLTAGE	 Use only with 220-240 volt electricity (standard Australian voltage).
BULB	11W (60W standard bulb) E27 ('fancy' threaded)
	 A higher wattage bulb may damage the lamp
LIFETIME	6000 hours / 3 years (approximately)
WARRANTY	1 year
APPROVAL	Q02661 / AS/NZS 60598.2.4:2005
MADE IN CHINA	